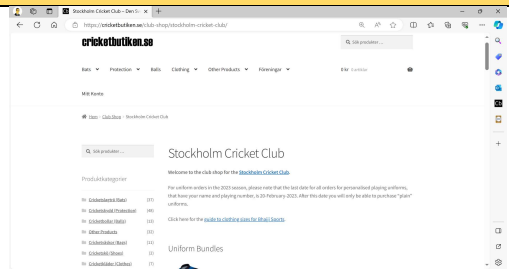
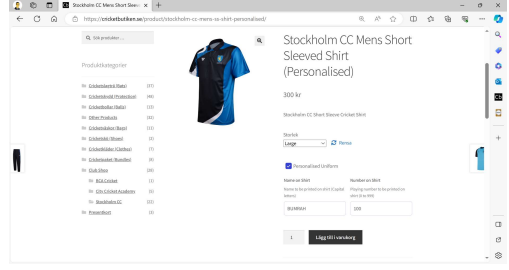
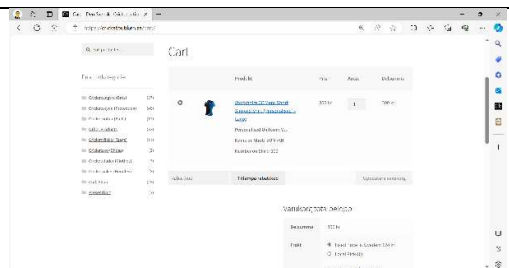
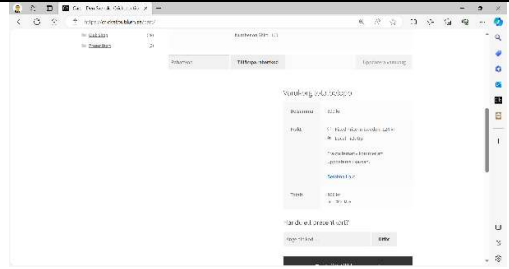


## How to Order Stockholm CC Team Uniforms

Step	Instructions	Screen Shot
1.	<p><u>Go to the Stockholm CC club shop</u></p> <ul style="list-style-type: none"> <li>URL: <a href="https://cricketbutiken.se/club-shop/stockholm-cricket-club/">https://cricketbutiken.se/club-shop/stockholm-cricket-club/</a></li> </ul>	
2.	<p><u>Select the item you wish to purchase</u></p> <ul style="list-style-type: none"> <li>Select the size</li> <li>Check the “Personalised Uniform” box</li> <li>Fill in the name you want to be written on the shirt</li> <li>Fill in the number you what printed on the shirt</li> </ul>	
3.	<p><u>Add to the Shopping Cart</u></p> <ul style="list-style-type: none"> <li>Click on “lägg till varukorg”</li> <li>Click on ”Visa Varukorg”</li> </ul>	
4.	<p><u>Select Delivery Option</u></p> <p>Local Pick-up is by appointment from the Cricketbutiken storage room:</p> <ul style="list-style-type: none"> <li>Hornsgatan 150 B</li> <li>T-bana – Hornstull</li> <li>Bus – 4, 74</li> </ul>	
5.	<p><u>Check-out and Pay</u></p> <ul style="list-style-type: none"> <li>Payment can be made by card or PayPal.</li> </ul>	